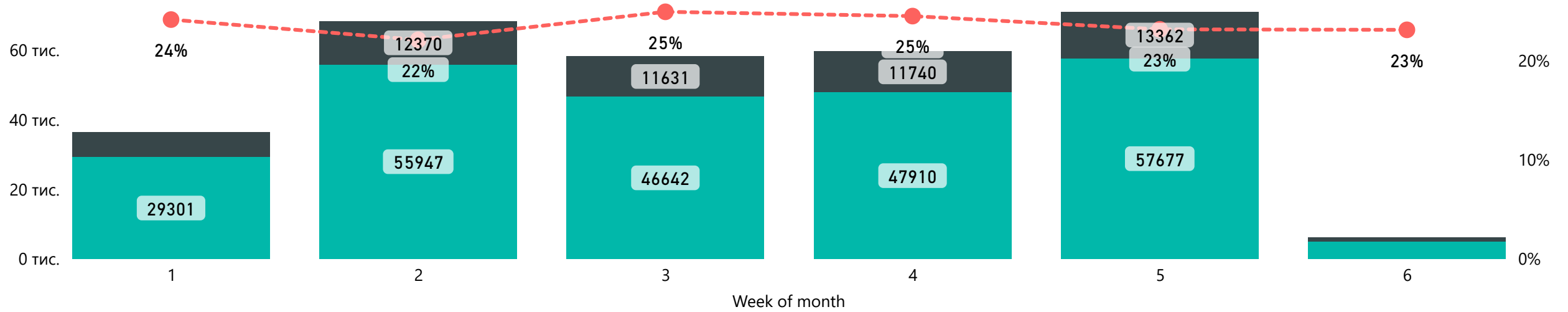


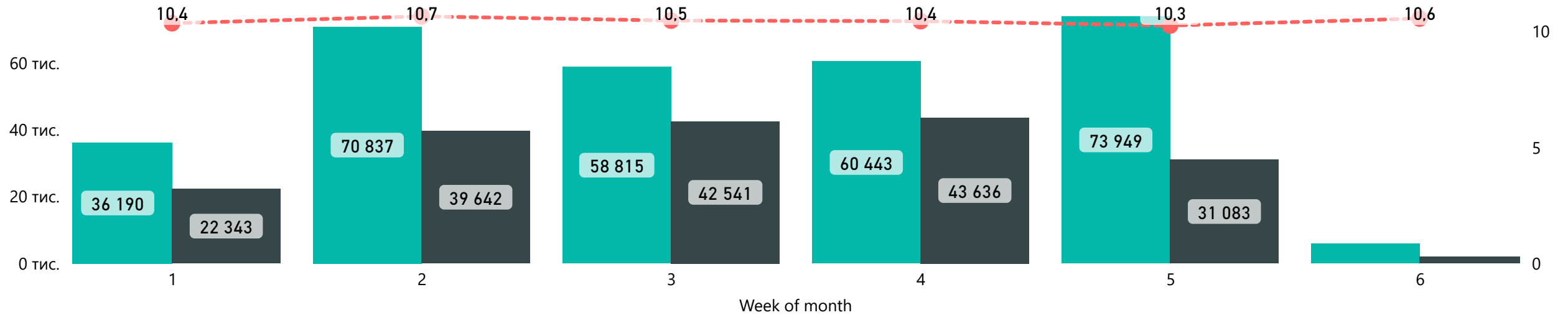
% Agreements by week

Orders(+910) Additional orders % Agreement



Additional sales by week


Handled calls VPI Orders KF



Outbound Data

Month ▼	Provided Contacts	Plan Orders	Actual Orders	Completion %	Plan Avg. ticket	Actual Avg. ticket	Completion %
01.12.2021	70 075	5 245	▼ 4 258	81%	712	▲ 831 ₩	117%
01.11.2021	113 928	8 681	▼ 7 043	81%	515	▲ 846 ₩	164%
01.10.2021	51 350	4 281	▲ 4 490	105%	793	▲ 802 ₩	101%
01.09.2021	56 236	4 297	▲ 4 502	105%	793	▲ 826 ₩	104%
01.08.2021	59 015	4 523	▼ 3 708	82%	758	▲ 822 ₩	108%
01.07.2021	45 487	3 815	▲ 3 939	103%	771	▲ 793 ₩	103%
01.06.2021	78 023	6 779	▼ 6 015	89%	760	▲ 780 ₩	103%
01.05.2021	65 946	5 755	▼ 5 305	92%	743	▲ 790 ₩	106%
01.04.2021	53 371	4 465	▼ 4 423	99%	797	▼ 749 ₩	94%
01.03.2021	69 021	5 595	▼ 5 467	98%	720	▲ 801 ₩	111%
Total	662 452	53 436	49 150	92%	718	805 ₩	112%

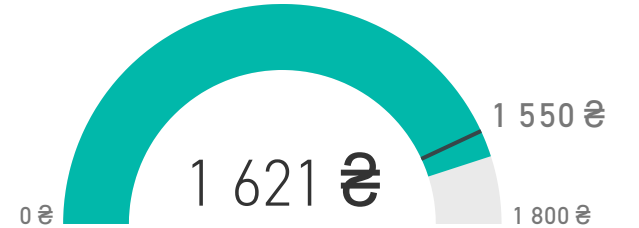
Avg. ticket (active) by last month



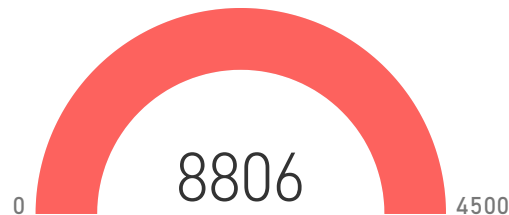
Avg. ticket (passive) by last month



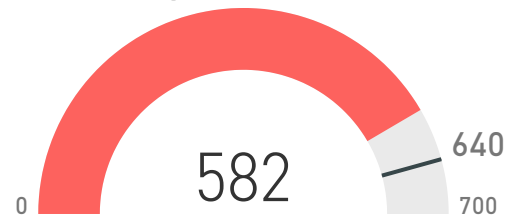
Avg. ticket (OB06) by last month



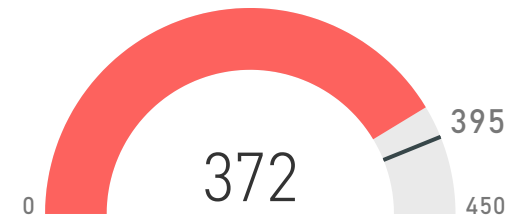
Actual Orders (active) by last month



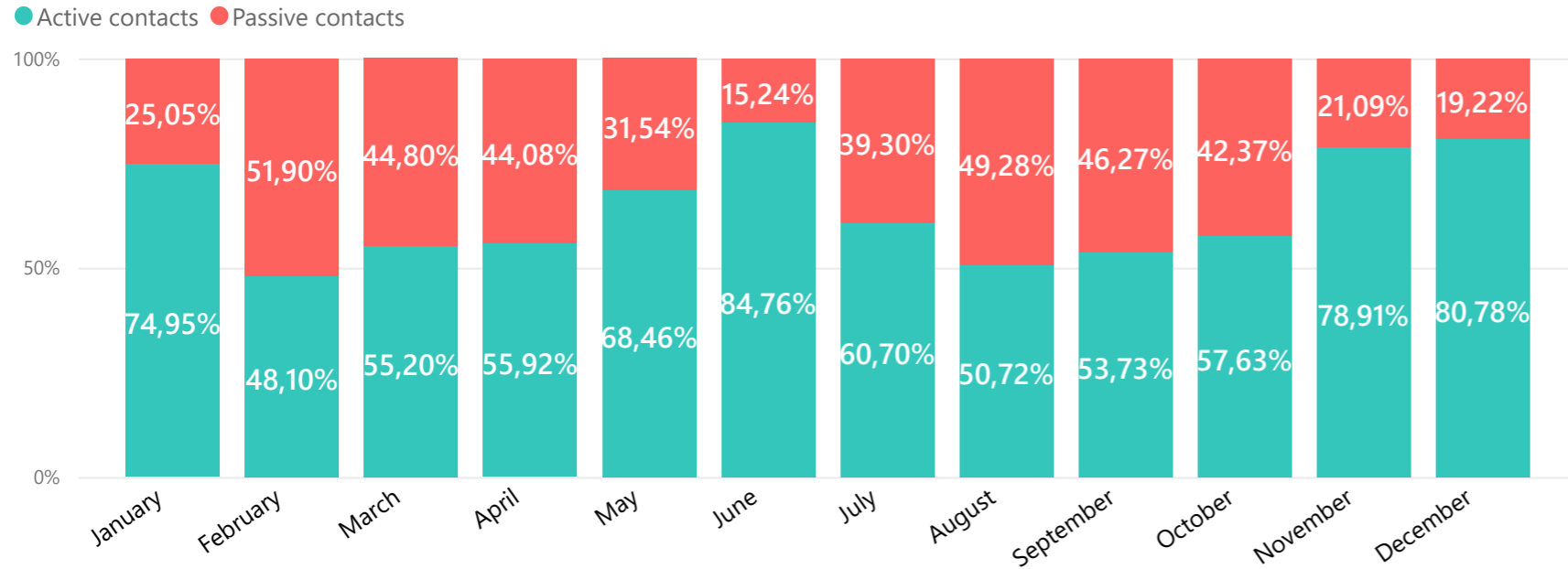
Actual Orders (passive) by last month



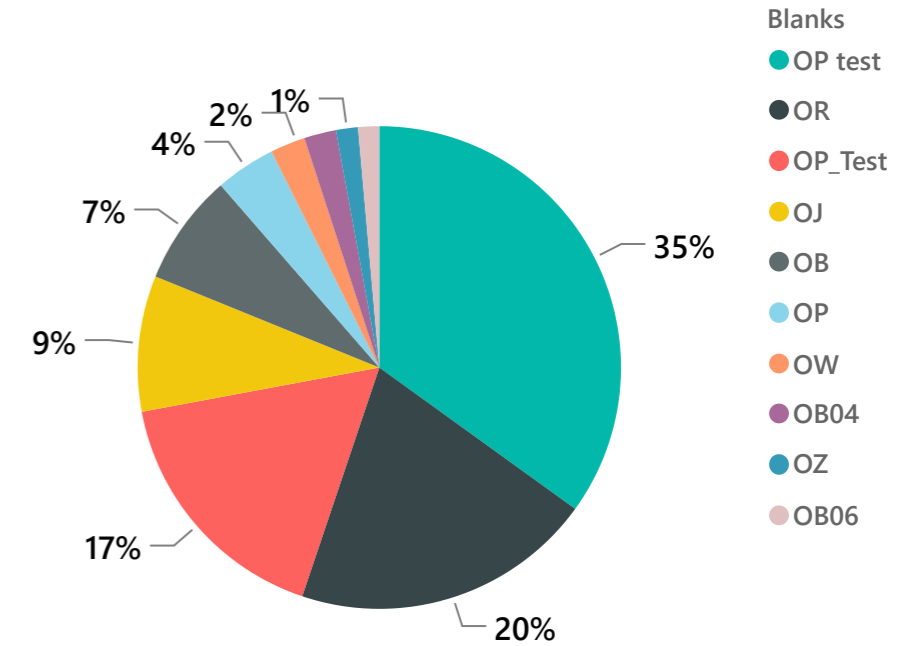
Actual Orders (OB06) by last month



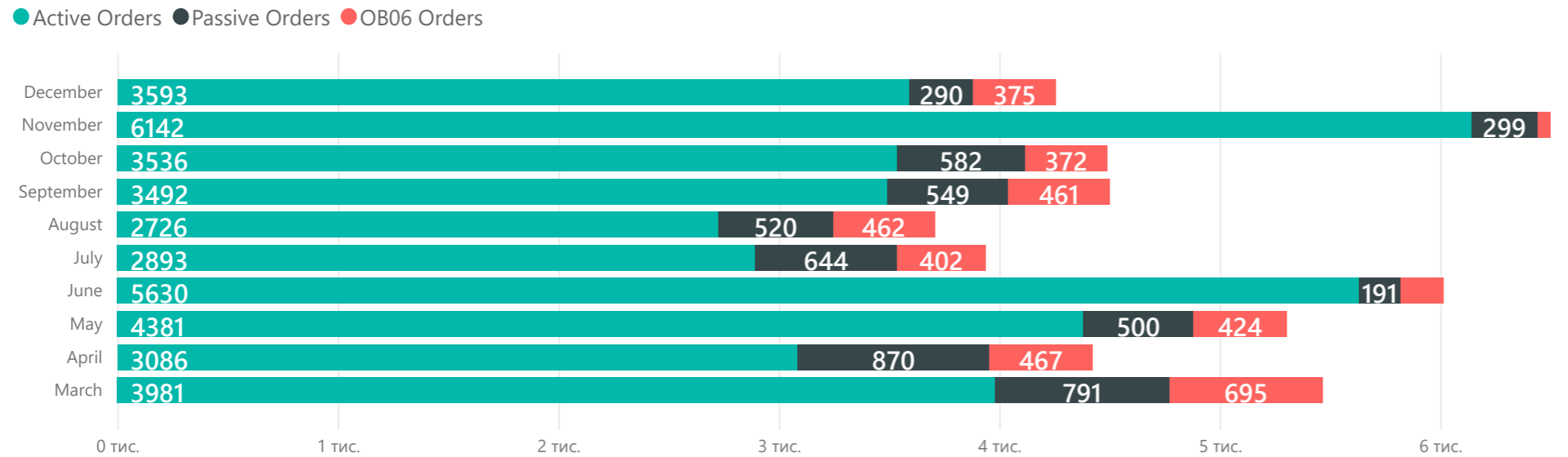
Provided Contacts



Last month's blanks



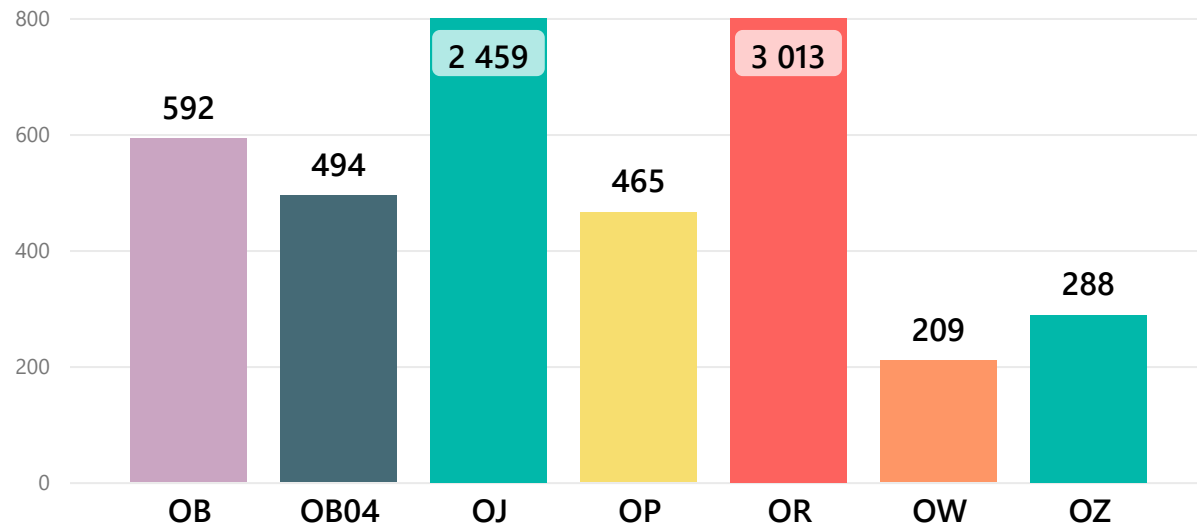
Total Orders



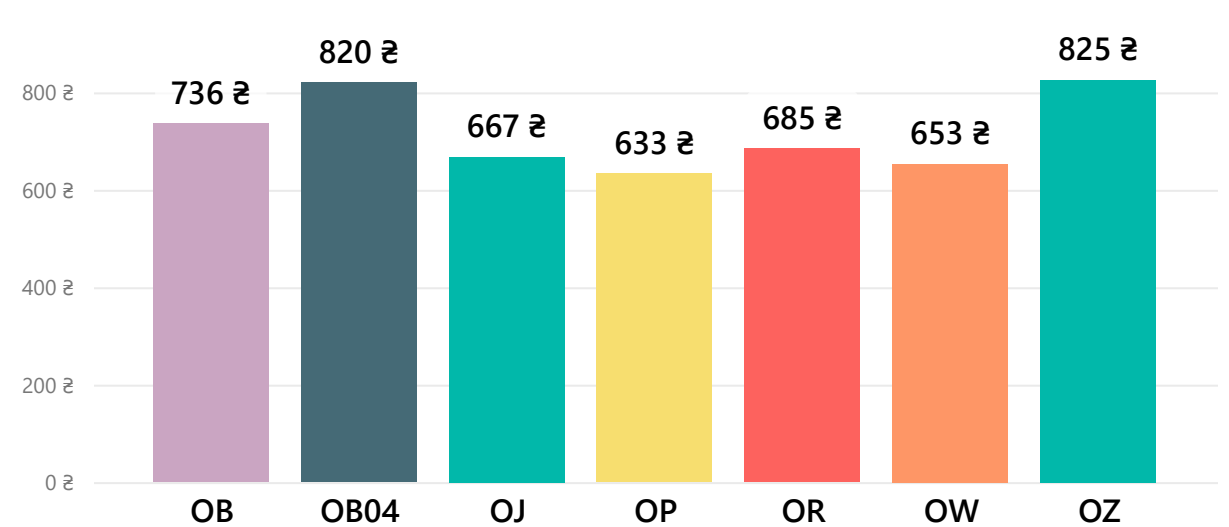
Outbound Data Active (year)

Blanks	Provided Contacts	Plan Orders	Actual Orders	Completion %	Plan Avg. ticket	Actual Avg. ticket	Completion %
OB	93 687	9 505	▼ 5 879	62%	322	▲ 740 ₹	230%
OB04	34 975	6 349	▲ 6 809	107%	770	▲ 803 ₹	104%
OJ	62 940	12 275	▼ 11 431	93%	352	▲ 677 ₹	192%
ON	280 219	19 449	▲ 20 811	107%	462	▲ 746 ₹	162%
OP	63 866	5 856	▼ 4 180	71%	363	▲ 650 ₹	179%
OR	212 502	25 778	▼ 21 427	83%	363	▲ 687 ₹	189%
OW	34 456	2 373	▼ 1 853	78%	421	▲ 664 ₹	158%
OZ	35 344	4 396	▲ 5 372	122%	522	▲ 751 ₹	144%
Total	817 989	85 981	▼ 77 762	90%	419	▲ 717 ₹	171%

Orders (active) by last month



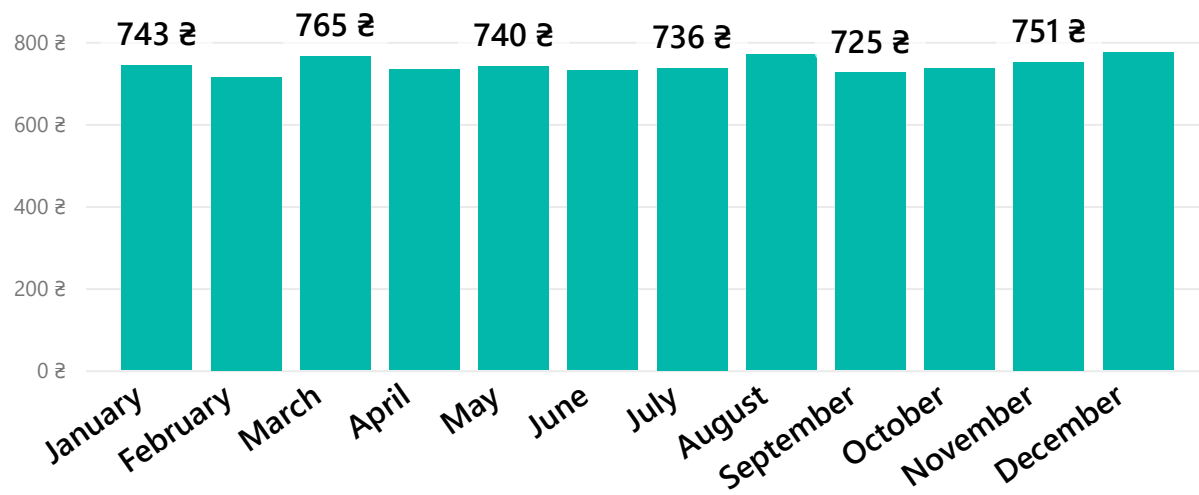
Avg.ticket (active) by last month



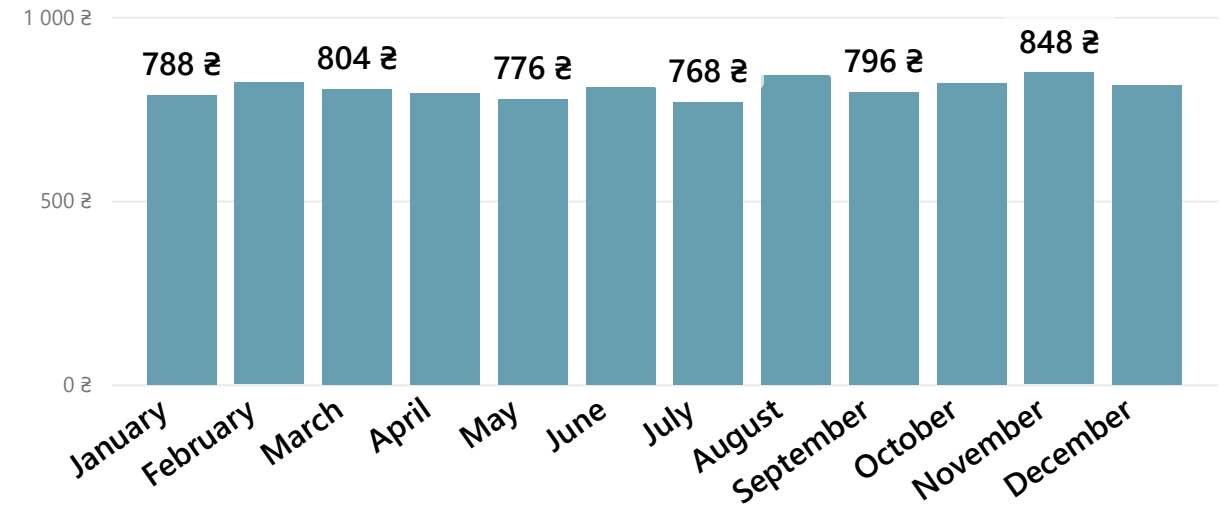
Outbound Data Active (year)

Campaign	Provided contacts	Agent Hours	Actual Orders	KF	Refusal	% Agreement	% Dialed	% Processing	% Conversion
OB	93 687	4 283	5879	1,37	25 004	19%	16%	6%	6%
OB04	34 975	4 214	6809	1,62	14 198	32%	25%	12%	19%
OJ	62 940	5 951	11431	1,92	21 267	35%	25%	12%	19%
ON	280 219	15 694	20811	1,33	65 640	24%	29%	7%	7%
OP	63 866	3 057	4180	1,37	18 901	18%	22%	5%	7%
OR	212 502	13 860	21427	1,55	76 266	22%	22%	7%	10%
OW	34 456	2 029	1853	0,91	12 185	13%	32%	4%	5%
OZ	35 344	3 162	5372	1,70	14 536	27%	25%	9%	16%
Total	817 989	52 251	77762	1,49	247 997	24%	24%	8%	10%

Avg.ticket (OB) by Year



Avg.ticket (OB04) by Year



Base Processing (active)

◆ % Processing ▲ % Conversion ● % Agreement □ % Dialed

